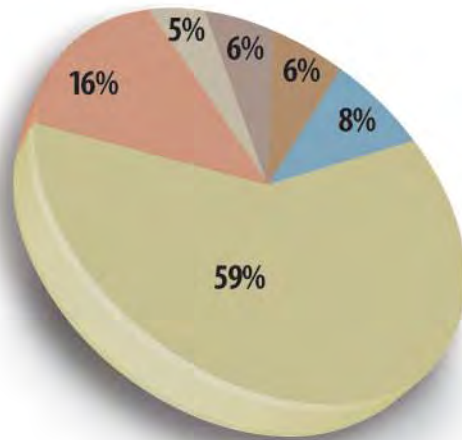
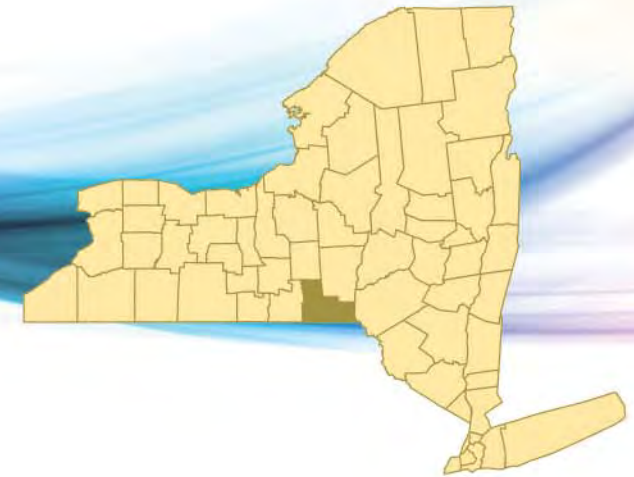
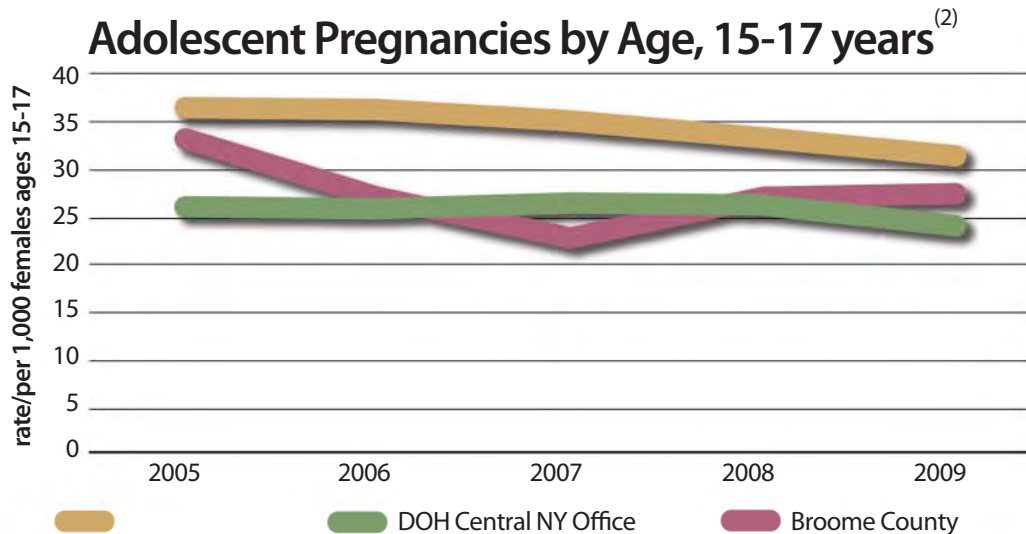


BROOME COUNTY



Age Distribution in Broome County, 2010⁽¹⁾

-  Under 5 years
-  5 to 9 years
-  10 to 14 years
-  15 to 19 years
-  20 to 64 years
-  65+



Adolescent Pregnancies by Age, 15-17 years⁽²⁾

Broome County

Veterans **10.5%**
(25+ years old)⁽¹⁾

Bachelor's Degree **25.1%**
(25+ years old)⁽¹⁾

Childhood Poverty **22.8%**
(0 - 17 years old)⁽²⁾

Infant Mortality **11 per 1,000**
(live births)⁽²⁾

DWI **45.6 per 10,000**
(16 - 21 years old)⁽²⁾

Foster Care Admissions **3.7 per 1,000**
(children under 18)⁽²⁾

Unemployment **8.8%**
(16+ years old)⁽²⁾

Data Sources:

(1) U.S. Census, American Community Survey, 2006-2010.





(2) Council on Children and Families, Kids' Well-being Indicators Clearinghouse (KWIC) at www.nyskwic.org.

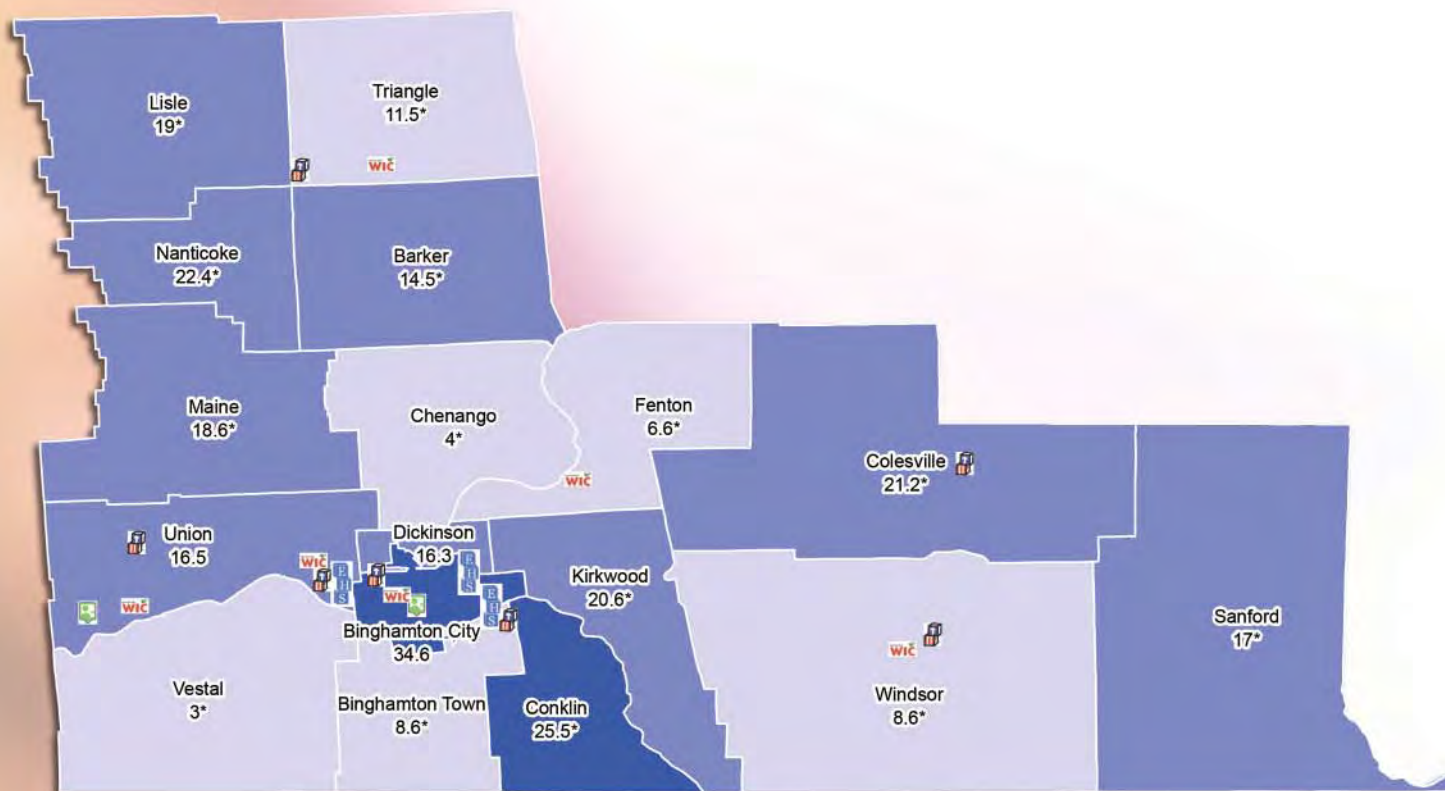
Percent of Families with Related Children Living At or Below Poverty Level

Assets

-  WIC (6)
-  DOL One Stop (2)
-  Head Start (7)
-  Early Head Start (3)

Percent Poverty

-  37.6 - 50.5
-  25.1 - 37.5
-  12.6 - 25.0
-  1.0 - 12.5



NEW YORK KIDS COUNT
2012 Data Book



www.nyskwic.org

Data Sources: U.S. Census, Table B1710, 2006-2010 American Community Survey.
 *Estimate based on small sample of the population, may not be statistically reliable.
 WIC - NYS Department of Health, March 2012
 DOL One Stop - NYS Department of Labor, March 2012
 Head Start and Early Head Start - Administration for Children and Families, Region II, March 2012