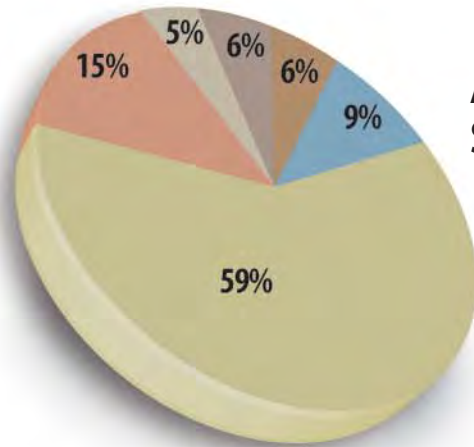
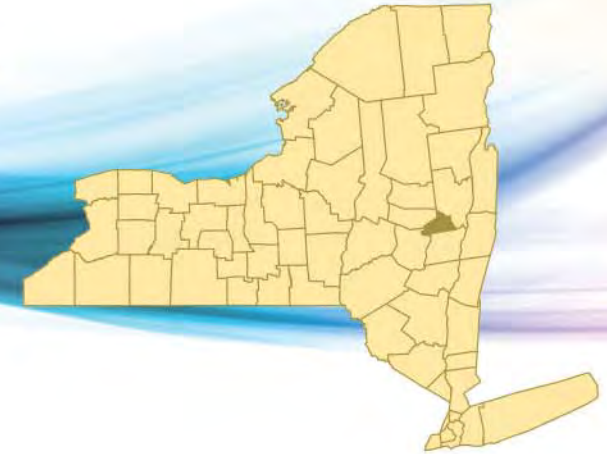
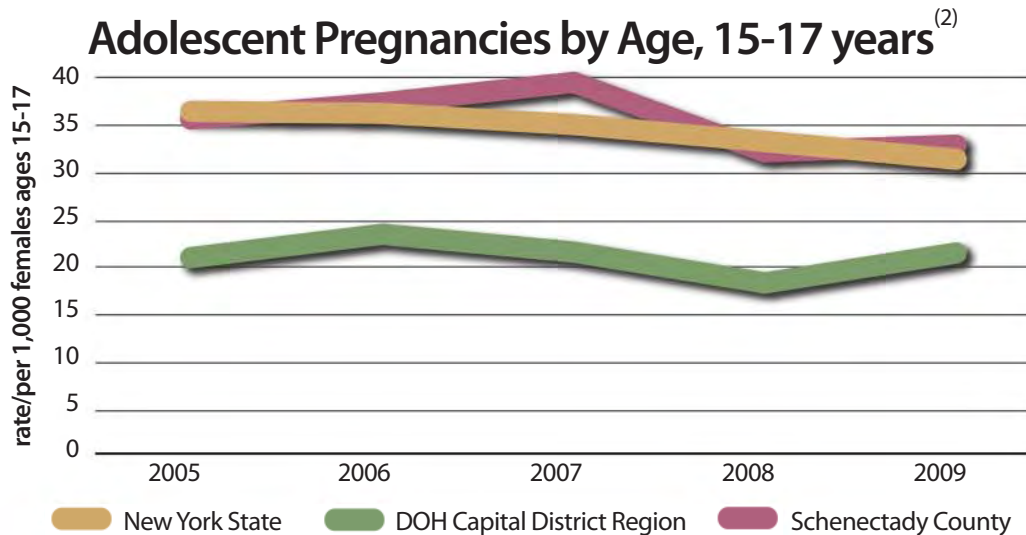


SCHENECTADY COUNTY



Age Distribution in Schenectady County, 2010⁽¹⁾

- Under 5 years
- 5 to 9 years
- 10 to 14 years
- 15 to 19 years
- 20 to 64 years
- 65+



Adolescent Pregnancies by Age, 15-17 years⁽²⁾

Legend: ■ New York State ■ DOH Capital District Region ■ Schenectady County

Schenectady County

Veterans **10.4%**
(25+ years old)⁽¹⁾

Bachelor's Degree **28.7%**
(25+ years old)⁽¹⁾

Childhood Poverty **8.3%**
(0 - 17 years old)⁽²⁾

Infant Mortality **8.3 per 1,000**
(live births)⁽²⁾

DWI **45.7 per 10,000**
(16 - 21 years old)⁽²⁾

Foster Care Admissions **1.3 per 1,000**
(children under 18)⁽²⁾

Unemployment **6.8%**
(16+ years old)⁽²⁾





Data Sources:

(1) U.S. Census, American Community Survey, 2006-2010.





(2) Council on Children and Families, Kids' Well-being Indicators Clearinghouse (KWIC) at www.nyskwic.org.

Percent of Families with Related Children Living At or Below Poverty Level

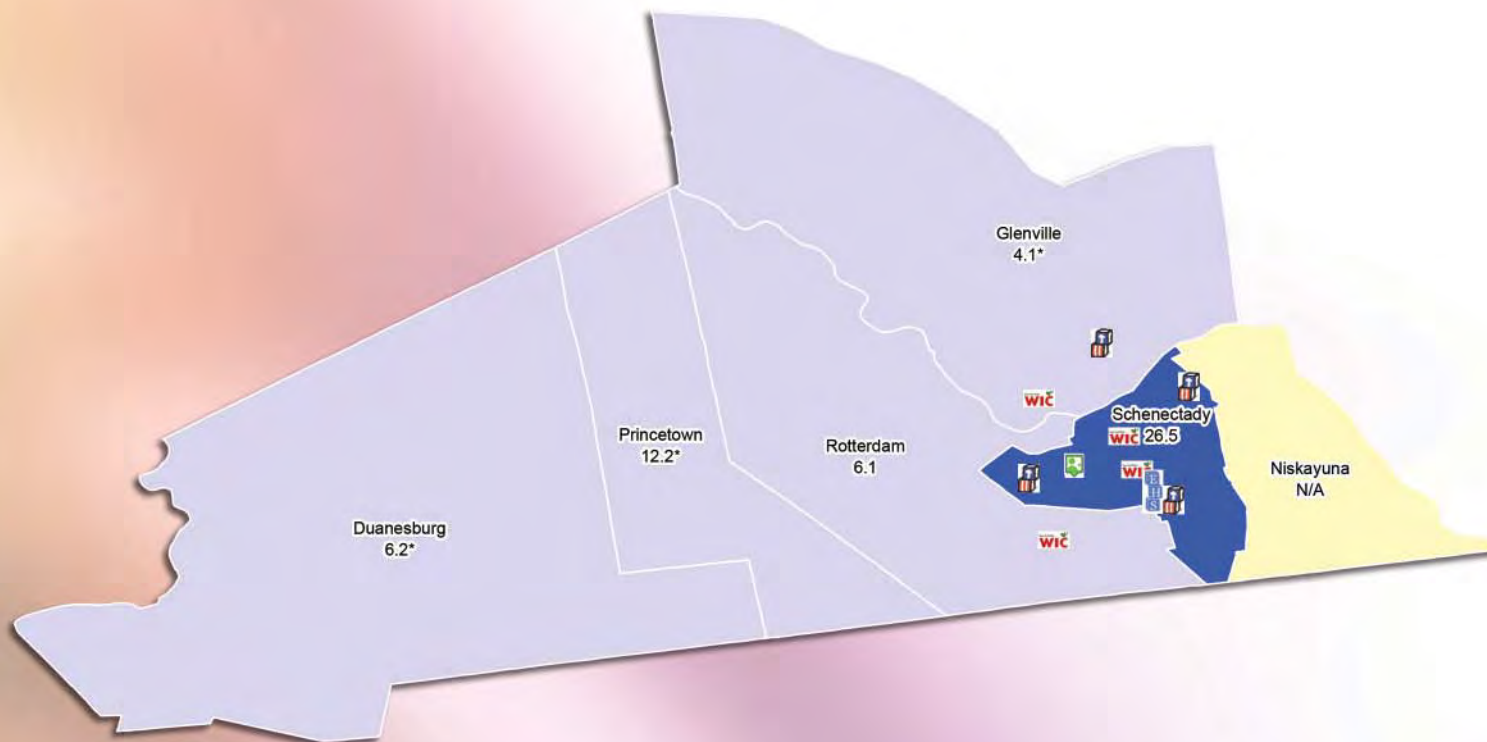
Assets

-  WIC (4)
-  DOL One Stop (1)
-  Head Start (4)
-  Early Head Start (1)


Percent Poverty

-  37.6 - 50.5
-  25.1 - 37.5
-  12.6 - 25.0
-  1.0 - 12.5

No Data Available



NEW YORK KIDS COUNT
2012 Data Book



www.nyskwic.org

Data Sources: U.S. Census, Table B1710, 2006-2010 American Community Survey.
 *Estimate based on small sample of the population, may not be statistically reliable.
 WIC - NYS Department of Health, March 2012
 DOL One Stop - NYS Department of Labor, March 2012
 Head Start and Early Head Start - Administration for Children and Families, Region II, March 2012