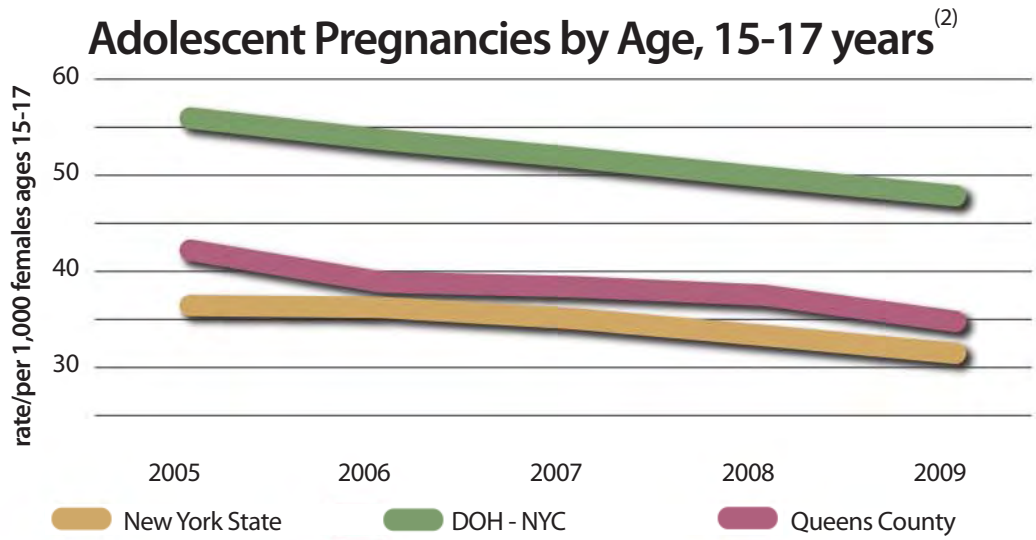
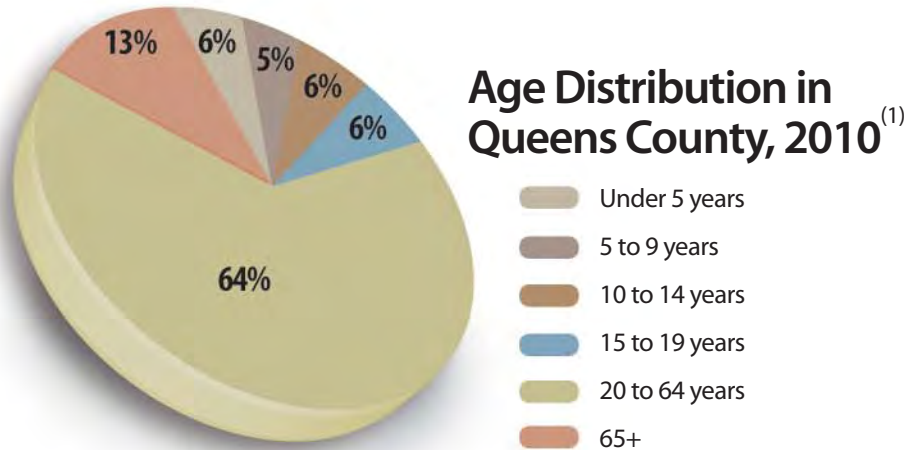


QUEENS COUNTY



Queens County

Veterans (25+ years old) ⁽¹⁾	3.7%
Bachelor's Degree (25+ years old) ⁽¹⁾	29.5%
Childhood Poverty (0 - 17 years old) ⁽²⁾	21.6%
Infant Mortality (live births) ⁽²⁾	4.5 per 1,000
DWI (16 - 21 years old) ⁽²⁾	17.8 per 10,000
Foster Care Admissions (children under 18) ⁽²⁾	N/A per 1,000
Unemployment (16+ years old) ⁽²⁾	8.5%





Data Sources:
 (1) U.S. Census, American Community Survey, 2006-2010.
 (2) Council on Children and Families, Kids' Well-being Indicators Clearinghouse (KWIC) at www.nyskwic.org.

Percent of Families with Related Children Living At or Below Poverty Level

Assets

-  WIC (20)
-  DOL One Stop (3)
-  Head Start (40)
-  Early Head Start (6)

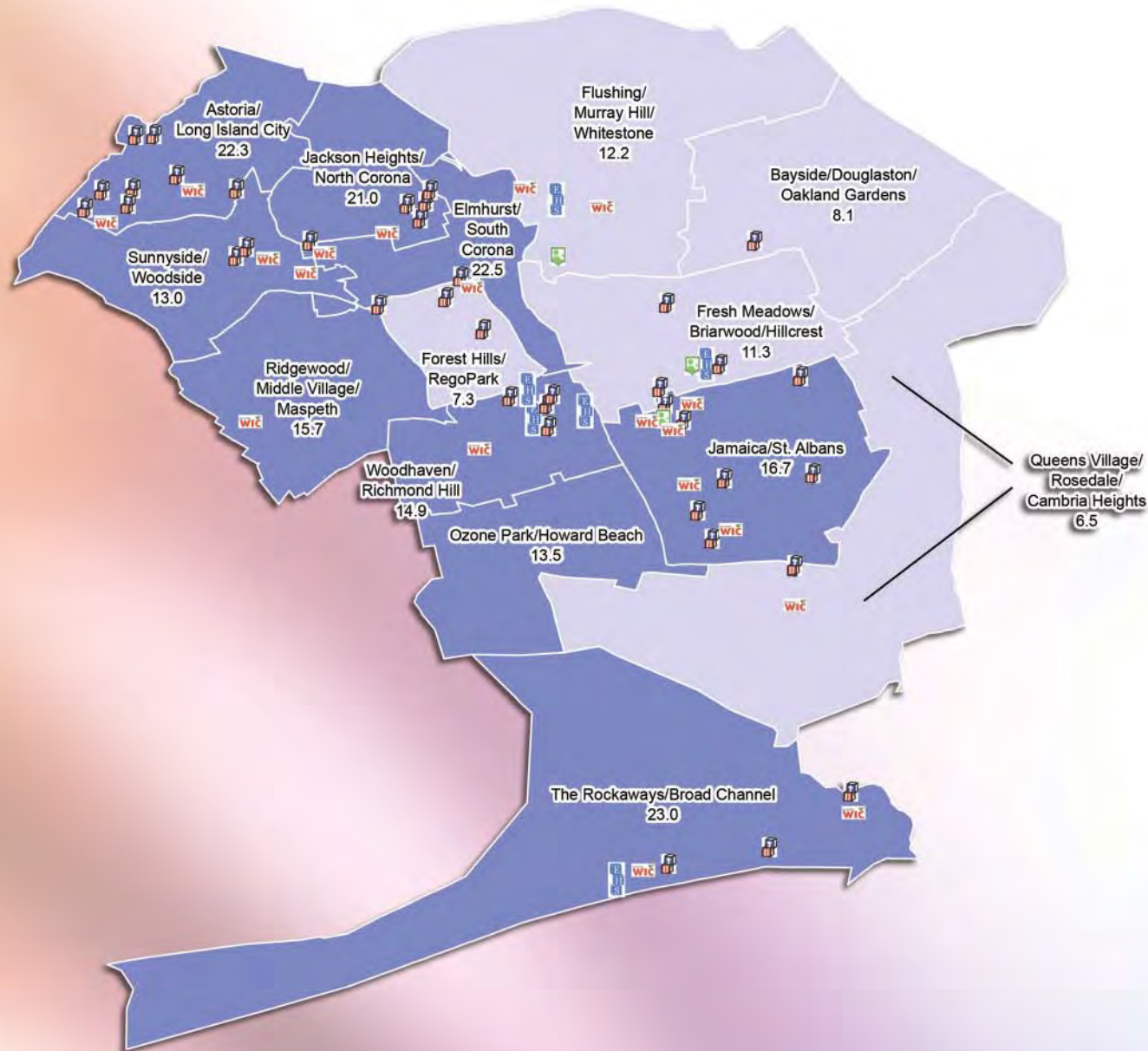
Percent Poverty

-  37.6 - 50.5
-  25.1 - 37.5
-  12.6 - 25.0
-  1.0 - 12.5

NEW YORK KIDS COUNT
2012 Data Book



www.nyskwic.org



Data Sources: U.S. Census, Table B1710, 2006-2010 American Community Survey.
 *Estimate based on small sample of the population, may not be statistically reliable.
 WIC - NYS Department of Health, March 2012
 DOL One Stop - NYS Department of Labor, March 2012
 Head Start and Early Head Start - Administration for Children and Families, Region II, March 2012