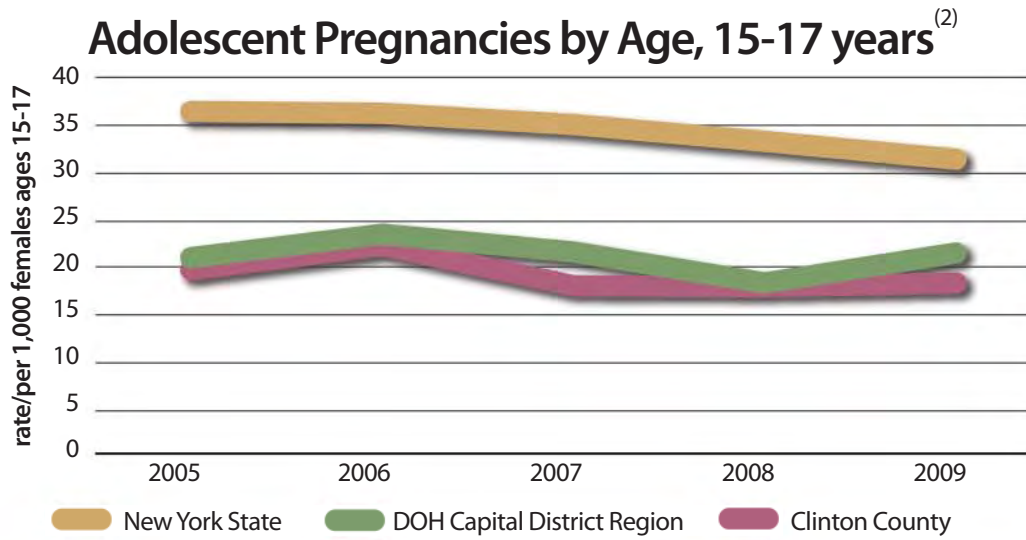
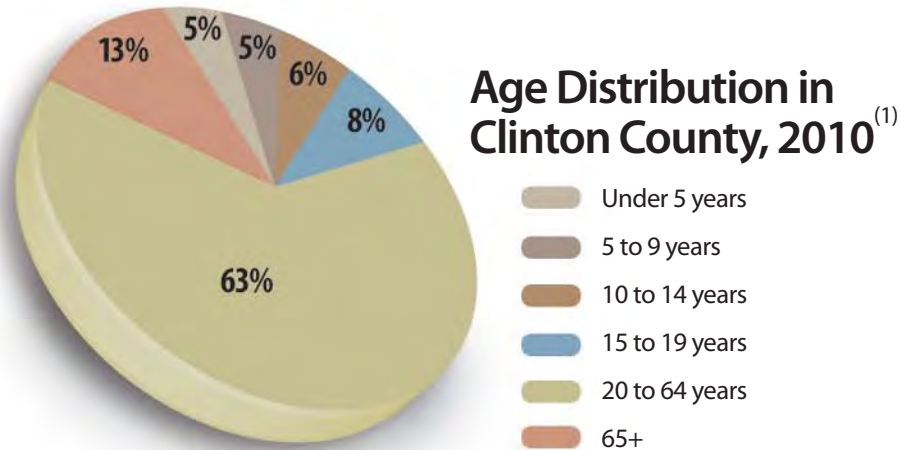
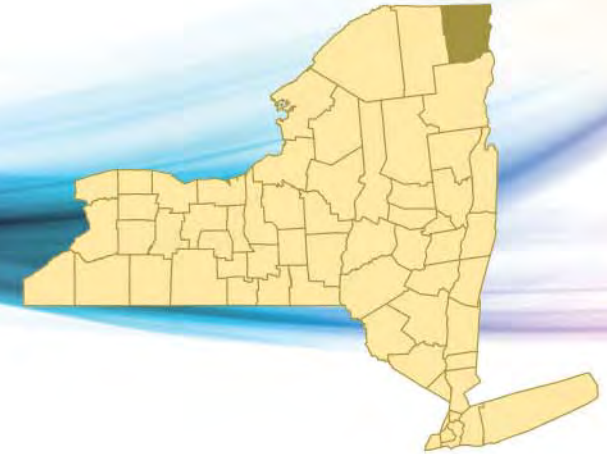


CLINTON COUNTY



Clinton County

Veterans **11.5%**
(25+ years old)⁽¹⁾

Bachelor's Degree **21.7%**
(25+ years old)⁽¹⁾

Childhood Poverty **18.4%**
(0 - 17 years old)⁽²⁾

Infant Mortality **5 per 1,000**
(live births)⁽²⁾

DWI **117.2 per 10,000**
(16 - 21 years old)⁽²⁾

Foster Care Admissions **2.2 per 1,000**
(children under 18)⁽²⁾

Unemployment **10.2%**
(16+ years old)⁽²⁾

Data Sources:

(1) U.S. Census, American Community Survey, 2006-2010.





(2) Council on Children and Families, Kids' Well-being Indicators Clearinghouse (KWIC) at www.nyskwic.org.

Percent of Families with Related Children Living At or Below Poverty Level

Assets

-  WIC (4)
-  DOL One Stop (1)
-  Head Start (10)
-  Early Head Start (1)

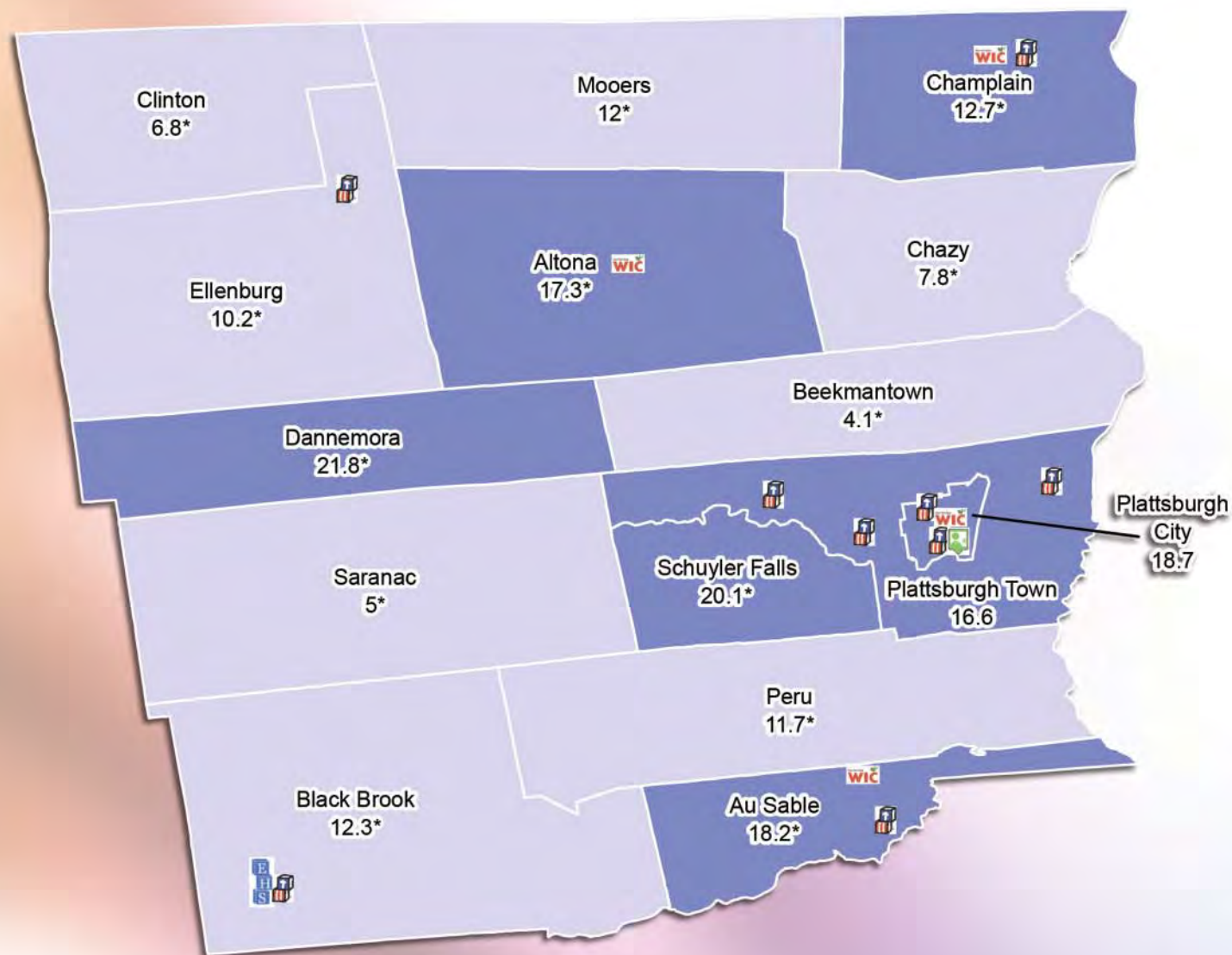
Percent Poverty

-  37.6 - 50.5
-  25.1 - 37.5
-  12.6 - 25.0
-  1.0 - 12.5

NEW YORK KIDS COUNT
2012 Data Book



www.nyskwic.org



Data Sources: U.S. Census, Table B1710, 2006-2010 American Community Survey.

*Estimate based on small sample of the population, may not be statistically reliable.

WIC - NYS Department of Health, March 2012

DOL One Stop - NYS Department of Labor, March 2012

Head Start and Early Head Start - Administration for Children and Families, Region II, March 2012