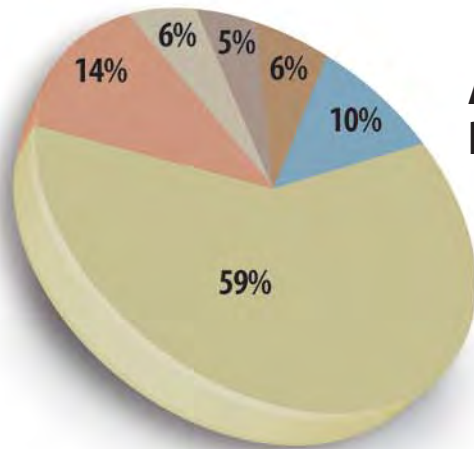


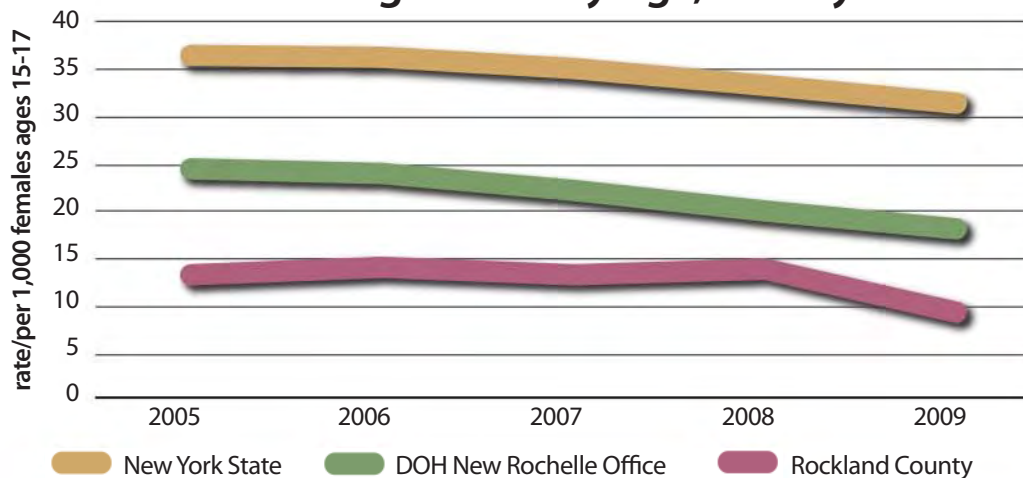
# ROCKLAND COUNTY



Age Distribution in Rockland County, 2010<sup>(1)</sup>

- Under 5 years
- 5 to 9 years
- 10 to 14 years
- 15 to 19 years
- 20 to 64 years
- 65+

Adolescent Pregnancies by Age, 15-17 years<sup>(2)</sup>



Data Sources:

(1) U.S. Census, American Community Survey, 2006-2010.

(2) Council on Children and Families, Kids' Well-being Indicators Clearinghouse (KWIC) at [www.nyskwic.org](http://www.nyskwic.org).

## Rockland County

**Veterans** **6%**  
(25+ years old)<sup>(1)</sup>

**Bachelor's Degree** **40.7%**  
(25+ years old)<sup>(1)</sup>

**Childhood Poverty** **18.1%**  
(0 - 17 years old)<sup>(2)</sup>

**Infant Mortality** **3.9 per 1,000**  
(live births)<sup>(2)</sup>





**DWI** **43.5 per 10,000**  
(16 - 21 years old)<sup>(2)</sup>

**Foster Care Admissions** **0.6 per 1,000**  
(children under 18)<sup>(2)</sup>





**Unemployment** **7.1%**  
(16+ years old)<sup>(2)</sup>

# Percent of Families with Related Children Living At or Below Poverty Level

**Assets**


-  WIC (6)
-  DOL One Stop (1)
-  Head Start (12)
-  Early Head Start (8)

**Percent Poverty**

-  37.6 - 50.5
-  25.1 - 37.5
-  12.6 - 25.0
-  1.0 - 12.5



NEW YORK KIDS COUNT  
2012 Data Book



[www.nyskwic.org](http://www.nyskwic.org)

Data Sources: U.S. Census, Table B1710, 2006-2010 American Community Survey.  
 \*Estimate based on small sample of the population, may not be statistically reliable.  
 WIC - NYS Department of Health, March 2012  
 DOL One Stop - NYS Department of Labor, March 2012  
 Head Start and Early Head Start - Administration for Children and Families, Region II, March 2012